



GARBAGE REAR LOADER TRUCK

YN-CT8YD3



GARBAGE REAR LOADER TRUCK DATA SHEET

AMOUNT	2
BRAND	YANWA
MODEL	YN-CT8YD3
YEAR OF PRODUCTION	2023
ORIGIN	CHINA
GUY	CAB CHASSIS

CLUTCH

TYPE	SINGLE DRY DISC (REINFORCED)
DIAMETER	362MM
DRIVE	HYDRAULIC





ENGINE

BRAND	CUMMINS
MODEL	ISF 3.8
FUEL	DIESEL
INJECTION SYSTEM	COMMON RAIL DIRECT INJECTION ELECTRONICS
COMBUSTION	INTERNAL 4 TIMES
POWER	170HP@2600RPM
CYLINDER CAPACITY	3800CC
NO. OF CYLINDERS	4 IN LINE
TORQUE	600 NM @ 1300-1600RPM
EMISSIONS SYSTEM	EURO IV – ECOLOGICAL
INTAKE SYSTEM	INTERCOOLED TURBO
ENGINE BRAKE	IN VALVES
FILTERS	DRY PRIMARY AIR FILTER SECONDARY FILTER WITH RESTRICTION
REFRIGERATION	BY WATER
FUEL TANK	150 LT / METALLIC

TRANSMISSION

TYPE	MANUAL/MECHANICAL
TYPE OF SYSTEM	SYNCHRONIZED
LEVER	TO THE GROUND
NUMBER OF GEARS	FORWARD (6)/ REVERSE (1)
GEAR RATIO	1ST -6.19:1 6TH – 0.78:1 REVERSE- 5.69:1
TRANSFER CASE RATIO	2:1
OPERATION TYPE	BY WIRES
TRACTION	DOUBLE ACTION 4X4

CHASSIS

TYPE	MODULAR WITH SIMPLE “U” PROFILE BEAMS
MATERIAL	LN500

THE YANWA COLLECTOR HAS LOWER SIDE PROTECTIONS MADE OF METAL STRUCTURE, TO AVOID DAMAGE TO THE VEHICLE'S TRANSMISSION SYSTEM, DUE TO POSSIBLE IRREGULARITIES IN THE TRACKS OR ROADS.





BRAKES

SERVICE BRAKE

- DRUM ON FRONT AND REAR WHEELS
 - 100% DOUBLE FULL AIR CIRCUIT (PNEUMATIC)
 - ABS + EBD SYSTEM
 - INTEGRATED AIR DRYER
 - STANDALONE AIR RESERVOIR TYPE
-

PARKING BREAK

- ACCUMULATOR SPRING CHAMBER
INTEGRATED INTO REAR WHEELS
-

AUXILIARY BRAKE (ENGINE BRAKE)

- TO VALVES
-

ADDRESS

TYPE	RECIRCULATING BALLS
SYSTEM	HYDRAULICALLY ASSISTED

TIRES

AMOUNT	6 WHEELS (WITH RINGS)
EMERGENCY	1 WHEEL WITH RING AND SUPPORT BASE
NUMERATION	235/75 R 17.5

SUSPENSION SYSTEM

FRONT SUSPENSION

- PARABOLIC SPRINGS
 - STABILIZER BAR
 - DOUBLE ACTION TELESCOPIC SHOCK ABSORBERS
-

REAR SUSPENSION

- RIGID SHAFT
 - TRAPEZOIDAL SPRINGS
 - DOUBLE ACTING HYDRAULIC SHOCK ABSORBERS
 - STABILIZER BAR
-

FRONT AXLE

- LOAD CAPACITY 3600 KG
 - RIGID SHAFT WITH CAST CASING, SINGLE ROLLING, MATERIAL STEEL
 - REDUCTION RATIO 4.56:1
-

REAR AXLE

- LOAD CAPACITY 7100 KG
 - RIGID AXLE, SIMPLE ROLLING, MATERIAL STEEL
 - REDUCTION RATIO 4.56:1
-

ELECTRIC SYSTEM

RATED VOLTAGE	24V
NO. BATTERIES	2
BATTERY TYPE (EACH)	12V/100AH
ALTERNATOR	80A – 28V

ELECTRICAL SYSTEM INCLUDES

DAY LIGHTS	INCLUDES
HEADLIGHTS	INCLUDES
FRONT HALOGENS	INCLUDES
REAR LIGHTS	INCLUDES
DIRECTIONAL LIGHTS (FRONT AND REAR)	INCLUDES
REVERSING LIGHTS	INCLUDES
STROBE LIGHT (1 ON CABIN)	INCLUDES
ELECTRIC HORN	INCLUDES
BACKUP ALARM	INCLUDES
CENTER LOCK	INCLUDES

CABIN

TYPE	FOLDING
MATERIAL	METAL (SHEET STEEL)
COLOR	WHITE OR TO BE SPECIFIED BY THE BUYER
PASSENGERS	2 (DRIVER AND PASSENGER)
PASSENGER SEAT	SEAT BELT (3 FIXING POINTS) AIR SUSPENSION PNEUMATICALLY ADJUSTABLE SEAT
DRIVER SEAT	SEAT BELT (3 FIXING POINTS) AIR SUSPENSION PNEUMATICALLY ADJUSTABLE SEAT

CABIN INCLUDES

RADIO (AM/FM + USB PORT + BLUETOOTH + 9" SCREEN)	INCLUDES
HEATING / VENTILATION (4 SPEED SURROUND)	INCLUDES
WINDOWS (ELEVATION ELECTRIC MOTOR)	INCLUDES
A/C	INCLUDES
CONTROL PANEL	INCLUDES
STANDARD LIGHTS	INCLUDES
HALL LIGHTS	INCLUDES
LIGHTS IN DOORS	INCLUDES
COMPLETE KIT OF MIRRORS	INCLUDES
REARVIEW MIRRORS (ELECTRIC)	INCLUDES (OPTIONAL DEFROSTER)
BLIND SPOT MIRRORS	INCLUDES
STEERING COLUMN (ADJUSTABLE)	INCLUDES
CABIN LIFTING SYSTEM (ELECTRIC)	INCLUDES
NEBLINEROS	INCLUDES
3-SPEED WINDSHIELD WIPER (INTERMITTENT)	INCLUDES
CENTER CONSOLE WITH CUP HOLDER REFRACTIVE BANDS FOR NIGHT WORK	INCLUDES

DASHBOARD AND GAUGES

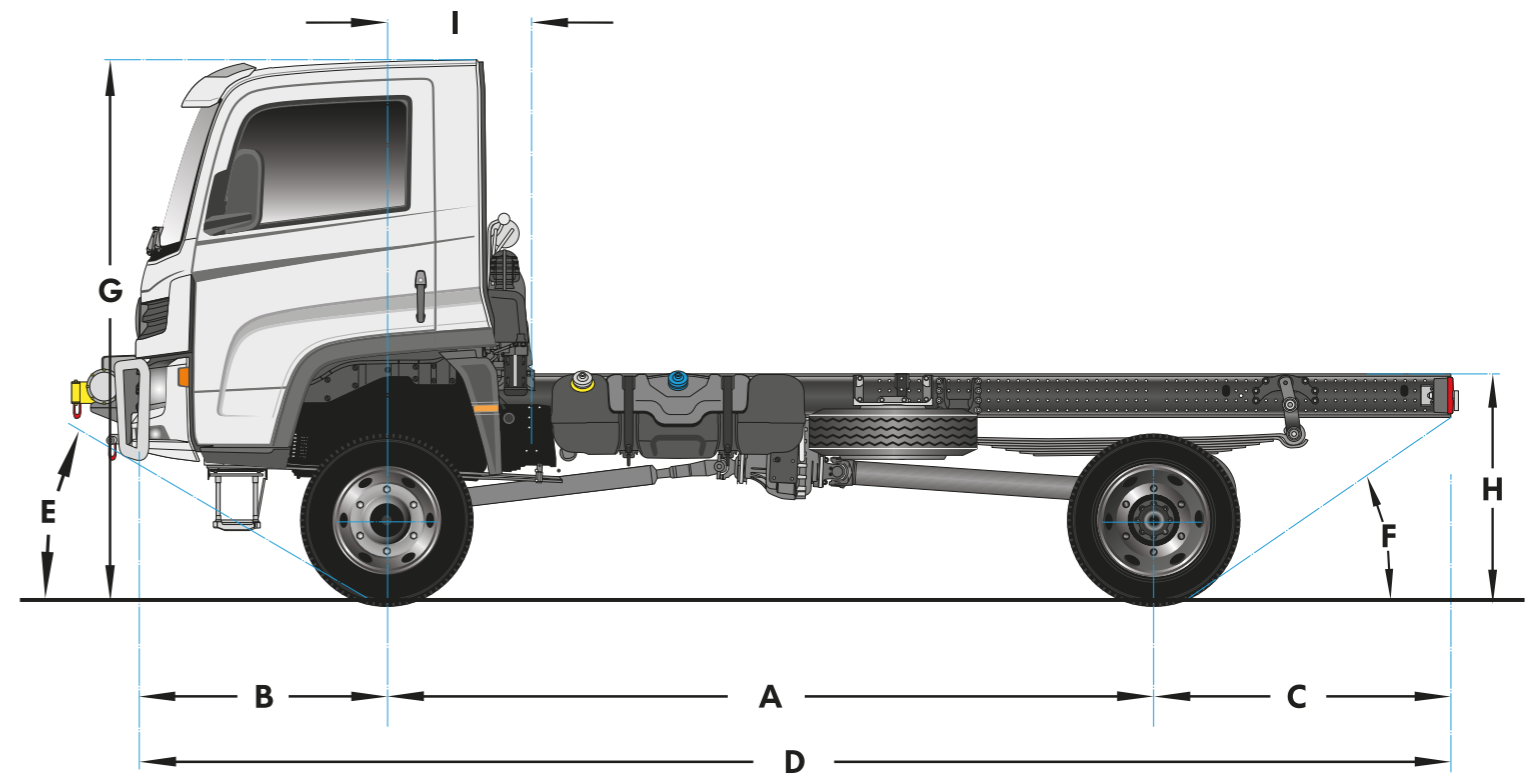
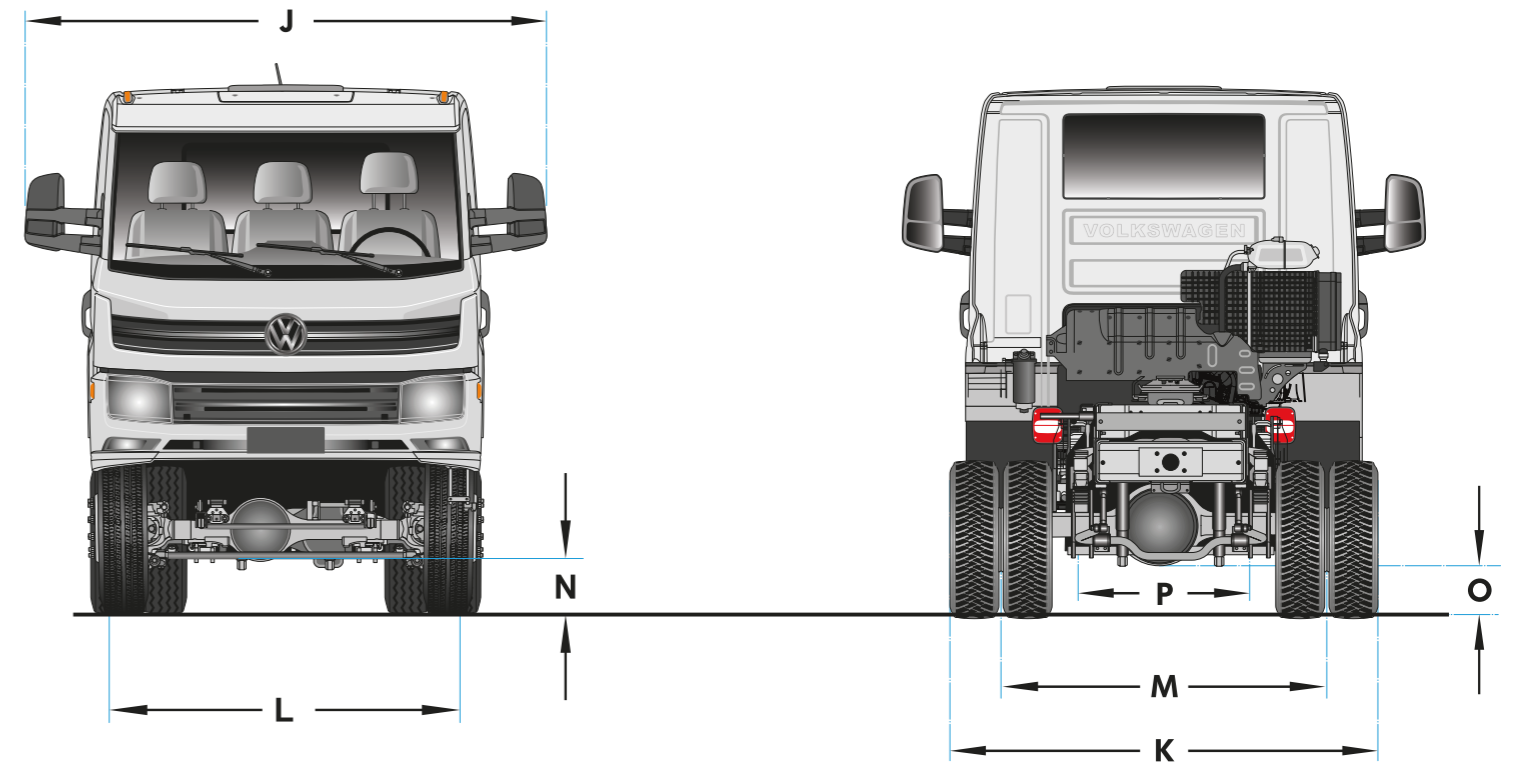
FUEL GAUGE	INCLUDES
ENGINE OIL PRESSURE GAUGE	INCLUDES
AIR PRESSURE GAUGE	INCLUDES
BATTERY CHARGE INDICATOR	INCLUDES
HYDRAULIC FLUID LEVEL INDICATOR	INCLUDES
FUEL LEVEL INDICATOR	INCLUDES
BRAKE AIR PRESSURE GAUGE	INCLUDES
ENGINE TEMPERATURE GAUGE	INCLUDES
SPEEDOMETER	INCLUDES
METRIC ODOMETER	INCLUDES
TACHOMETER	INCLUDES

MUD GUARD (REAR WHEELS)

MATERIAL	METAL
TIRE INFLATION HOSE	10M WITH QUICK COUPLING TO AIR STORAGE TANK

DIMENSIONS

DISTANCE BETWEEN AXIS	A
FRONT OVERHANG	B
REAR OVERHANG	C
OVERALL LENGTH	D
ENTRY ANGLE	E
OUTPUT ANGLE	F
HEIGHT	G
LOADING PLATFORM HEIGHT	H
MINIMUM AXIS DISTANCE FRONT AND IMPLEMENT	I
MAXIMUM FRONT WIDTH (WITH MIRRORS / WITHOUT MIRRORS)	J
MAXIMUM REAR WIDTH	K
FRONT TRACK WIDTH	L
REAR TRACK WIDTH	M
FRONT FREE SPAN	N
REAR FREE SPAN	O
WIDTH BETWEEN SPARS (ENDS)	P



COMPACTOR BOX

BRAND	YANWA
MODEL	YCC8YD3
ORIGIN	CHINA
YEAR OF PRODUCTION	2023
BOX CAPACITY	8 YD3
HOPPER CAPACITY	1.3 YD3
CHARGING WAY	LATER
UNASSEMBLED BOX WEIGHT	3300KG
LUBRICATION TYPE MOVING ELEMENTS	MANUAL (LUBBER)
DISCHARGE METHOD	HORIZONTAL EJECTION
DISCHARGE METHOD	HORIZONTAL EJECTION
COVERING	
● HIGH SOLIDS EPOXY PRIMER (ANTICORROSIVE)	
● HIGH PERFORMANCE POLYURETHANE PAINT AND HIGH GLOSS SOLIDS	
● WHITE COLOR OR TO BE AGREED WITH THE BUYER	
WORK CYCLES	20 - 25 SEC

BOX BODY

BODY DESIGN	A SINGLE CLEAN BODY WITHOUT LATERAL RIBS
HEAVY-DUTY STRUCTURAL DESIGN	FRONT FRAME REAR FRAME
BODY MATERIAL	HIGH STRENGTH T420 SPECIAL STEEL
BOX FLOOR	4MM THICK STEEL
BOX ROOF	4MM THICK STEEL
BOX SIDES	5MM THICK STEEL

OPERATION

COMPACTION OPERATION	AUTOMATIC
----------------------	-----------

COMBINED AUTOMATIC APPLICATION, BETWEEN MOVEMENTS OF THE SHOVEL, THE RUNNER AND THE COMPACTING PANEL

VOLUMETRIC CAPACITY OF BOX AND HOPPER

VOLUMETRIC CAPACITY OF THE BOX	8 YD3
VOLUMETRIC CAPACITY OF THE HOPPER	1.3 YD3
LEACHATE TANK CAPACITY	80LT

COMPACTION CAPACITY

COMPACTION INDEX	450KG/M3
COMPACTION SPEED	20 - 25 SEC
INCLUDES REGENERATIVE VALVE	20 - 25 SEC

HYDRAULIC PUMP

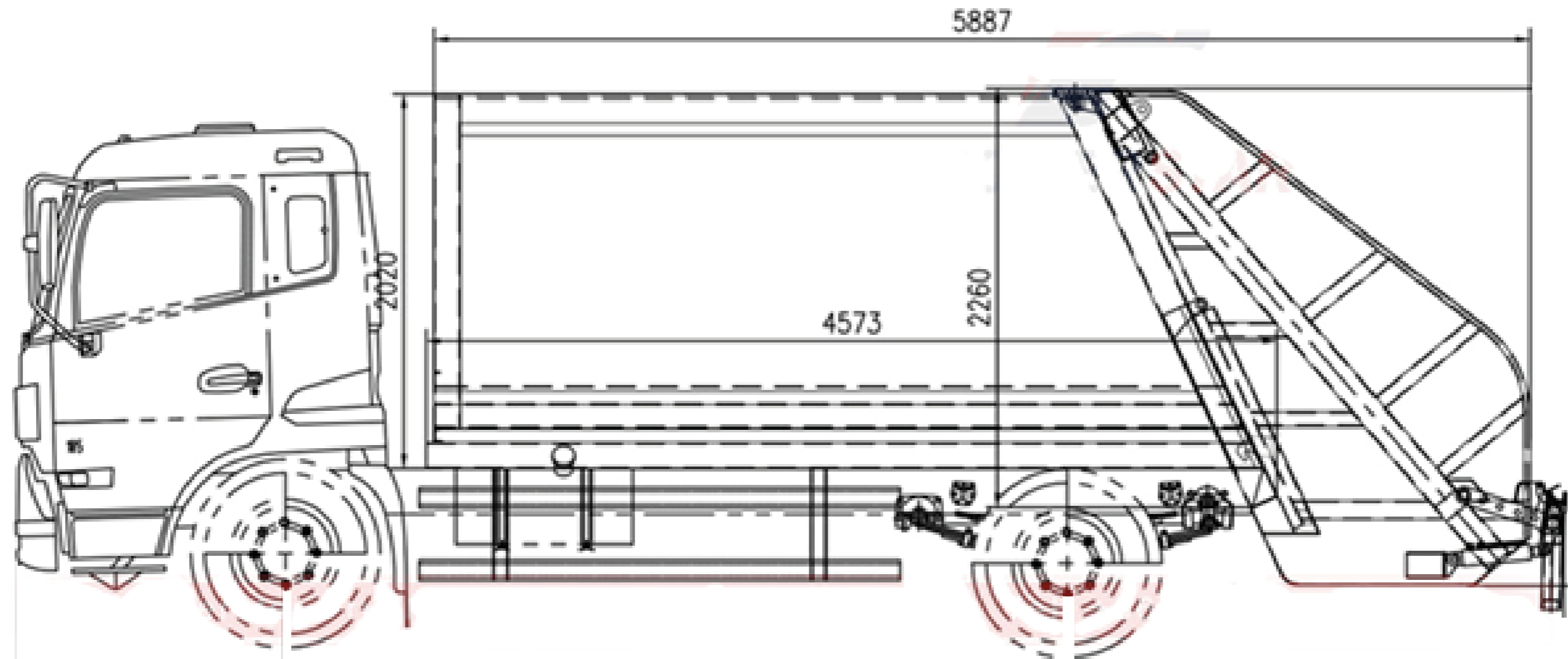
TYPE	GEARS
FLOW	20 GPM @ 1200 RPM
TRUCK PTO TYPE	CARDAN COUPLE

HYDRAULIC SYSTEM

HYDRAULIC PUMP	GEARS	
PUMP LIMITER	HYDRAULIC PUMP ROTATION LIMITING DEVICE	
HYDRAULIC TANK CAPACITY	120LT	
HYDRAULIC FLUID LEVEL INDICATOR	ON DASHBOARD	
FILTERS	SUCTION FILTER RETURN FILTER	

CYLINDERS

COMPACTION CYLINDER (2 UNITS)	3" DOUBLE ACTING, WITH CHROME STEM.
TRANSPORTATION CYLINDER (2 UNITS)	3" DOUBLE ACTING, WITH CHROME STEM.
EJECTOR CYLINDER (1 UNIT)	DOUBLE ACTING TELESCOPIC CYLINDER - 5 STAGES, WITH NITRIDED ROD.
HOPPER LIFT CYLINDER (2 UNITS)	3" SINGLE ACTING, CHROME STEM.



EXTERNAL DIMENSIONS OF THE DRAWER

TOTAL BODY LENGTH WITH TAILGATE CLOSED	5887MM
TOTAL HEIGHT TAILGATE CLOSED	2683MM
INTERNAL LENGTH OF BOX	4573MM
TOTAL HEIGHT OF THE BOX FROM THE FRAME	2260MM
BOX FRONT HEIGHT	2020MM

DRAWER INCLUDES

ANTI-SKID STIRRUPS	FOR 2 OPERATORS
REAR SIDE SUPPORT GRABS	FOR 2 OPERATORS
AUDIBLE ALARM (DRIVER AND OPERATORS COMMUNICATION)	INCLUDES
LEACHATE TANK	
● 80 LT CAPACITY LOCATED BETWEEN THE BOX AND THE DISCHARGE HOPPER	

LIGHT SYSTEM

REAR TRAFFIC LIGHTS ON THE ROAD	
● STOP LIGHTS, DIRECTIONAL LIGHTS, GUIDE LIGHTS INCLUDED IN THE BACK OF THE DRAWER IN ACCORDANCE WITH CURRENT REGULATIONS	
REAR NIGHT WORK LIGHTS	
● 2 LED LIGHTS FOR NIGHT WORK	
SIDE LIGHTS	
● STOP LIGHTS, TURN SIGNALS, GUIDE LIGHTS INCLUDED ON THE SIDES OF THE BOX	

TOOLS (1 KIT PER ROAD TEAM - TIPPER)

HYDRAULIC BOTTLE JACK	15 TON ACTION LEVER JACK KEY
TYPE I WHEEL WRENCH	32X30 FORCE LEVER
WHEEL LOCK STUDS (2 UNITS)	POLYURETHANE 6,2 KG 39,4X21,6X21 CM (LXAXH)
TOOLBOX	PLIERS SCREWDRIVER PHILLIPS SCREWDRIVER 10" SPANNER COMBINATION WRENCHES (10 TO 23)MM
EXTINGUISHER	PQS TYPE CLASS A,B,C FIRES 10 KG
MEDICINE CABINET	ANTISEPTIC ALCOHOL OXYGENATED WATER POROUS ADHESIVE TAPE GAUZE COTTON BANDAGE (1 TRIANGULAR -1 LONGITUDINAL) SCISSORS ANALGESICS (PARACETAMOL IBUPROFEN) GLOVES
FLASHLIGHT	LED TYPE
TIRE INFLATION HOSE	10M WITH QUICK COUPLING TO AIR STORAGE TANK
SAFETY TRIANGLES 2 UNITS	2 UNITS 50 CM EACH SIDE FLUORESCENT SURFACE ABS MATERIAL RED REFLECTIVE PLATE POLYETHYLENE BASE (WEIGHT 2KG)



YANWA
PROFESSIONAL MACHINERY

1524